

CLEAN AGENT FIRE EXTINGUISHING SYSTEM

MX 1230 Discharge Nozzles

Minimax Fire Products Technical Services: (480) 553-5670 Email: mxtechsupport@minimaxfp.com

The technical data described herein is for components of the Minimax Fire Products MX 1230 Clean Agent System. For design, installation, and operation instructions, refer to the latest edition of the original source documents: Installation and Service Manual (Part No. 889327), Design Manual (Part No. 889334), and Operation Manual (Part No. 889325).


1. DESCRIPTION

In the MX 1230 Fire Extinguishing System, discharge nozzles are used to:



- Apply the extinguishing agent within the calculated flooding time and to distribute it uniformly in the protected enclosure.

Two types of nozzles are available for the MX 1230 Fire Extinguishing System:

- 180° nozzles that spray the extinguishing agent in a semicircle around the discharge nozzles
- 360° nozzles that spray the extinguishing agent in a full circle around the discharge nozzles



2. LISTINGS AND APPROVALS

-  **UL Listed:** Clean Agent Extinguishing System Unit
-  **FM Approved:** Clean Agent Fire Extinguishing System

3. TECHNICAL DATA

Specifications

- Minimum and Maximum Agent Storage Temperatures: 0 °F to 122 °F (-18 °C to 50 °C)
- Minimum and Maximum Temperatures of Protected Spaces per UL and FM: 60 °F to 80 °F (15.6 °C to 26.7 °C)
- Minimum Operating Pressure: 111 psi (7.65 bar)
- Maximum Operating Pressure: 870 psi (60 bar)
- Radius 180° Discharge Nozzle: 35'-9" (10.91 m)
- Radius 360° Discharge Nozzle: 22'-7" (6.9 m)
- Maximum Effective Nozzle Height: 14' (4.27 m)
- Extended Maximum Effective Nozzle Height: 17.9' (5.45 m) - with higher design concentration as a prerequisite
- Maximum Extinguishing Agent Quantity per Nozzle: 476 lbs (216 kg)
- Nozzle Orifice Diameters: Refer to Table 1 for limits. NOTE: Orifice diameter gradations are in .001 inch increments.
- Thread sizes: 1/2", 1", 1-1/2", and 2" NPT

NOTE: The discharge nozzle is identified with the manufacturer, part number, and orifice diameter.

Material Standards

Nozzle: Brass UNS-C36000

Ordering Information

To order the Minimax Fire Products MX 1230 Fire Extinguishing System Discharge Nozzles, refer to the following part numbers:

NOTE: The nozzle base part number is followed by a three-digit number that refers to the orifice diameter.
Example: A 1/2" NPT nozzle with a 180° pattern, and an orifice diameter of 0.220" = Part No. 889061-220.

Minimax Technical Data may be found on Minimax Fire Products' Web site at <http://www.minimaxfp.com/>. The Web site may include a more recent edition of this Technical Data Page.

TABLE 1: DISCHARGE NOZZLE PART NUMBERS

Thread Size	Min. Orifice Diameter	Max. Orifice Diameter	Part No. 180° Spray Angle	Part No. 360° Spray Angle
1/2" NPT	0.118" (3 mm)	0.512" (13 mm)	889061	889069
1" NPT	0.118" (3 mm)	0.886" (22.5 mm)	889062	889070
1-1/2" NPT	0.118" (3 mm)	1.398" (35.5 mm)	889063	889071
2" NPT	0.118" (3 mm)	1.752" (44.5 mm)	889064	889073

NOTE: Orifice diameter gradations are in 0.001 inch increments.